

## Nifty Snapshot

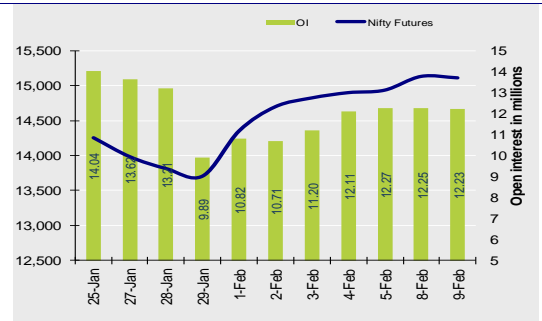
	Close	Prv Cl.	Ab chg	% chg
<b>Spot</b>	15,109.3	15,115.8	-6.50	-0.04
<b>Futures</b>	15,105.7	15,126.5	-20.75	-0.14
<b>OI (ml shr)</b>	12.23	12.25	-0.02	-0.17
<b>Vol (lots)</b>	140824	131208	9616	7.3
<b>COC</b>	-3.55	10.70	-14.25	-133.2
<b>PCR-OI</b>	1.38	1.52	-0.14	-9.4

## Market Summary:

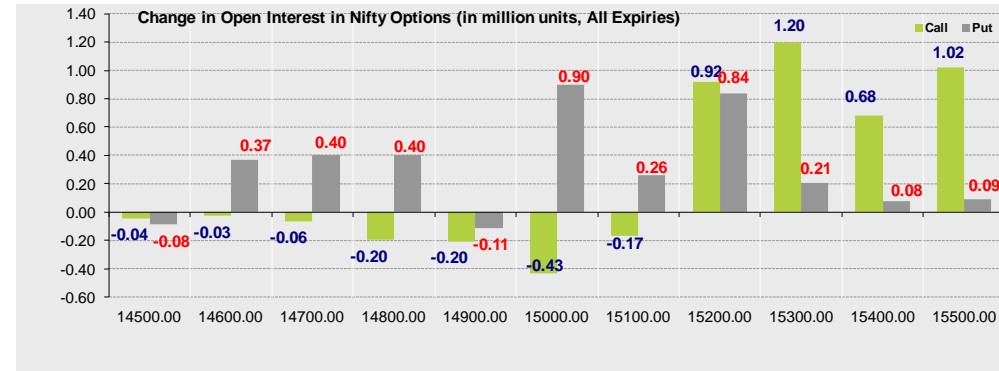
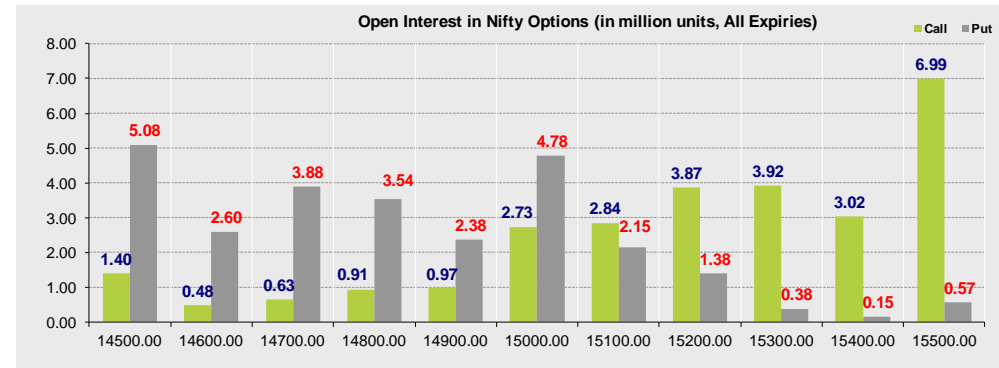
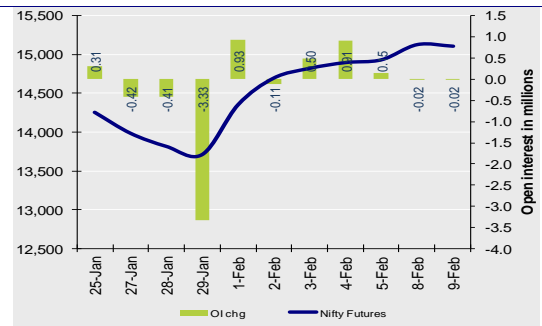
- Indian markets closed on a negative note where selling was mainly seen in Pharma, Automobile, Technology sectors. Nifty Feb Future closed at 15105.70 (down 20.75 points) at a discount of 3.55 pts to spot.
- FII's were net buyers in Cash to the tune of 1300.7 Cr and were net buyers in index futures to the tune of 370.74 Cr.
- India VIX increased by 1.30% to close at 24.27 touching an intraday high of 24.47.

## Open Interest in Nifty Options:

## Nifty Futures Price v/s OI



## Nifty Futures Price v/s Change in OI



## Institutional Activity in previous trading session

(in Rs cr.)	Buy	Sell	Net
Index Futures	3971.10	3600.36	370.74
Index Options	391956.27	392448.2	-491.98
Stock Futures	13204.56	13166.22	38.34
Stock Options	14402.33	14555.41	-153.08
FII Cash	11,599.60	10,298.95	1,300.65
DII Cash	4,649.82	6,406.06	-1,756.24

## Net FII Activity (in Rs cr.)

Date	Idx Fut	Stk Fut	Idx Opt	Cash
9-Feb	370.7	38.3	-492.0	1300.7
8-Feb	490.6	908.5	-2860.1	1876.6
5-Feb	-460.7	-35.1	2404.3	1461.7
4-Feb	-1555.1	518.4	6706.4	1936.7
3-Feb	-68.8	-857.9	-2082.5	2520.9
2-Feb	-974.5	-920.9	3561.6	6181.6

- The above second chart shows previous trading day's change in Nifty options where Addition in OI were seen in 15200, 15100, 15000 strike Puts and at 15500, 15300, 15200 strike Calls indicating market is likely to remain range bound during the day.
- Highest OI build-up is seen at 15500 strike Call and 14500 strike Put, to the tune of 6.99mn and 5.08mn respectively.

## Outlook on Nifty:

- Index is likely to open on a flattish note today and is likely to remain range bound during the day.

## Technical Pivot (Intraday):

	S2	S1	PIVOT	R1	R2
NIFTY	14940	15025	15145	15225	15350
BANKNIFTY	35145	35595	36090	36540	37030

## Volume Buzzers (Contract wise)

Symbol	Current Volume	Volume Change	Price Chg	One Month Avg
PNB	14199	669%	2.9%	7350
TATACHEM	14493	577%	6.9%	4416
ICICIGI	2584	419%	3.1%	1048
BALKRISIND	16397	412%	-10%	2572
MUTHOOTFIN	9852	343%	0.9%	3739
PIDILITIND	3483	292%	1.7%	2143
TORNTPHAR	7713	277%	-6.7%	1787
SBILIFE	6071	244%	3.4%	3041
MRF	5951	217%	3.4%	2746
IDFCFIRSTB	8115	199%	1.7%	5447

## Stock Ideas

- INFY & RELIANCE calls of strike 1300 & 2000 respectively were amongst the most active Calls whereas SBIN & RELIANCE puts of strike 400 & 1900 respectively were amongst most active Puts.
- VOLTAS & JINDALSTEL are likely to show good strength whereas BALKRISIND & SUNTV are likely to show weakness in today's trading session.

(Price is in Rs; OI is in million units; Price chg and OI chg are in percentage) **NB RESEARCH**

### Fresh Longs seen in:

Scrip	Price	Price chg	OI	OI Chg
VOLTAS	1083.7	3.8	3.7	45.5
TATACHEM	575.0	6.9	9.0	32.3
FINNIFTY	16904	0.1	0.0	17.7

### Fresh Shorts seen in:

Scrip	Price	Price chg	OI	OI Chg
BALKRISIND	1654.7	-10.1	2.6	79.8
TORNTPHARM	2565.2	-6.7	1.3	55.1
POWERGRID	211.1	-0.3	14.2	16.1

### Short Covering seen in:

Scrip	Price	Price chg	OI	OI Chg
JINDALSTEL	310.5	0.7	22.1	-9.3
HDFCLIFE	707.3	2.9	8.8	-8.7
ASIANPAINT	2511.0	3.3	7.3	-6.9

### Long Unwinding seen in:

Scrip	Price	Price chg	OI	OI Chg
SUNTV	523.0	-4.4	11.1	-12.3
HINDALCO	278.3	-0.6	23.1	-9.3
EXIDEIND	211.8	-1.4	11.9	-9.3

### Technical Pivot (Intraday):

Script Name	S2	S1	PIVOT	R1	R2
VOLTAS	1022	1053	1074	1104	1125
BALKRISIND	1503	1579	1720	1795	1936
JINDALSTEL	299	304	311	317	324
SUNTV	478	501	522	545	567

## FROM THE EQUITY DERIVATIVE DESK:

**NIRAV HARISH CHHEDA**  
SENIOR DERIVATIVES AND TECHNICAL ANALYST  
E-Mail: nirav.chheda@nirmalbang.com  
Tel no: 6273-8199/8000

**AMIT BHUPTANI**  
DERIVATIVES AND TECHNICAL ANALYST  
E-Mail: amit.bhuptani@nirmalbang.com  
Tel no: 6273-8242/8000

## Disclaimer

Nirmal Bang Securities Private Limited (hereinafter referred to as "NBSPL") is a registered Member of National Stock Exchange of India Limited, Bombay Stock Exchange Limited and MCX stock Exchange Limited. We have been granted certificate of Registration as a Research Analyst with SEBI. Registration no. is INH000001766 for the period 23.09.2015 to 22.09.2020.

NBSPL or its associates including its relatives/analyst do not hold any financial interest/beneficial ownership of more than 1% in the company covered by Analyst (in case any financial interest is held kindly disclose)

NBSPL or its associates/analyst has not received any compensation from the company covered by Analyst during the past twelve months. NBSPL /analyst has not served as an officer, director or employee of company covered by Analyst and has not been engaged in market making activity of the company covered by Analyst.

The views expressed are based solely on information available publicly and believed to be true. Investors are advised to independently evaluate the market conditions/risks involved before making any investment decision.

Stock Name	Call (Buy/Sell)	Entry price	Targets	Stop Loss	Duration	Status

**NIFTY50 Options OI (CE OI = Resistance) (PE OI = Support)**

Symbol	Highest CE OI	Highest PE OI	CMP
ADANIPTS	600	500	585
ASIANPAINT	2600	2300	2511
AXISBANK	800	700	744
BAJAJ-AUTO	4500	4100	4176
BAJAJFINSV	10500	9000	9951
BAJFINANCE	6000	5000	5423
BHARTIARTL	600	600	601
BPCL	420	400	406
BRITANNIA	4000	3400	3469
CIPLA	870	800	846
COALINDIA	150	130	139
DIVISLAB	4000	3400	3736
DRREDDY	5000	4500	4846
EICHERMOT	3000	2800	2954
GAIL	150	125	131
GRASIM	1200	1000	1220
HCLTECH	1000	900	955
HDFC	2800	2500	2752
HDFCBANK	1580	1500	1606
HDFCLIFE	700	650	707
HEROMOTOCO	3500	3000	3418
HINDALCO	300	250	278
HINDUNILVR	2300	2200	2227
ICICIBANK	650	520	635
ITC	250	220	227

**NIFTY50 Options OI (CE OI = Resistance) ( PE OI = Support)**

Symbol	Highest CE OI	Highest PE OI	CMP
INDUSINDBK	1100	900	1028
INFY	1400	1260	1307
IOC	102.5	92.5	98
JSWSTEEL	420	400	409
KOTAKBANK	2000	1800	1951
LT	1600	1400	1568
M&M	1000	900	899
MARUTI	8000	7000	7637
NESTLEIND	18000	17000	17340
NTPC	100	90	97
ONGC	100	85	99
POWERGRID	220	185	211
RELIANCE	2000	1900	1963
SBILIFE	900	850	892
SBIN	410	300	396
SHREECEM	29000	23000	28163
SUNPHARMA	650	500	625
TATAMOTORS	360	300	326
TATASTEEL	800	600	700
TCS	3300	2500	3193
TECHM	1000	900	977
TITAN	1600	1400	1563
ULTRACEMCO	6500	6000	6427
UPL	600	500	541
WIPRO	500	400	440



**DISCLOSURES**

Research Reports that are published by Nirmal Bang Securities Private Limited (hereinafter referred to as "NBSPL") are for private circulation only. NBSPL is a registered Research Analyst under SEBI (Research Analyst) Regulations, 2014 having Registration no. INH000001766. NBSPL is also a registered Stock Broker with National Stock Exchange of India Limited, BSE Limited, Metropolitan Stock Exchange of India Limited, Multi Commodity Exchange of India Limited, National Commodity and Derivative Exchange Limited and Indian Commodity Exchange Limited in cash and Equity and Commodities derivatives segments.

NBSPL has other business divisions with independent research teams separated by Chinese walls, and therefore may, at times, have different or contrary views on stocks and markets.

NBSPL or its associates have not been debarred / suspended by SEBI or any other regulatory authority for accessing / dealing in securities Market. NBSPL, its associates or analyst or his relatives do not hold any financial interest (Except Investment) in the subject company. NBSPL or its associates or Analyst do not have any conflict or material conflict of interest at the time of publication of the research report with the subject company. NBSPL or its associates or Analyst or his relatives may or may not hold beneficial ownership of 1% or more in the subject company at the end of the month immediately preceding the date of publication of this research report.

NBSPL or its associates / analyst has not received any compensation / managed or co-managed public offering of securities of the company covered by Analyst during the past twelve months. NBSPL or its associates have not received any compensation or other benefits from the company covered by Analyst or third party in connection with the research report. Analyst has not served as an officer, director or employee of Subject Company. NBSPL / analyst has not been engaged in market making activity of the subject company. Analyst Certification: The research analysts and authors of these reports, hereby certify that the views expressed in this research report accurately reflects my/our personal views about the subject securities, issuers, products, sectors or industries. It is also certified that no part of the compensation of the analyst(s) was, is, or will be directly or indirectly related to the inclusion of specific recommendations or views in this research. The analyst(s) principally responsible for the preparation of this research report and has taken reasonable care to achieve and maintain independence and objectivity in making any recommendations.

**DISCLAIMER**

This report is for the personal information of the authorized recipient and does not construe to be any investment, legal or taxation advice to you. NBSPL is not soliciting any action based upon it. Nothing in this research shall be construed as a solicitation to buy or sell any security or product,

or to engage in or refrain from engaging in any such transaction. In preparing this research, we did not take into account the investment objectives, financial situation and particular needs of the reader.

This research has been prepared for the general use of the clients of NBSPL and must not be copied, either in whole or in part, or distributed or redistributed to any other person in any form. If you are not the intended recipient you must not use or disclose the information in this research in any way. Though disseminated to all the customers simultaneously, not all customers may receive this report at the same time. NBSPL will not treat recipients as customers by virtue of their receiving this report. This report is not directed or intended for distribution to or use by any person or entity resident in a state, country or any jurisdiction, where such distribution, publication, availability or use would be contrary to law, regulation or which would subject NBSPL & its group companies to registration or licensing requirements within such jurisdictions.

The report is based on the information obtained from sources believed to be reliable, but we do not make any representation or warranty that it is accurate, complete or up-to-date and it should not be relied upon as such. We accept no obligation to correct or update the information or opinions in it. NBSPL or any of its affiliates or employees shall not be in any way responsible for any loss or damage that may arise to any person from any inadvertent error in the information contained in this report. NBSPL or any of its affiliates or employees do not provide, at any time, any express or implied warranty of any kind, regarding any matter pertaining to this report, including without limitation the implied warranties of merchantability, fitness for a particular purpose, and non-infringement. The recipients of this report should rely on their own investigations.

This information is subject to change without any prior notice. NBSPL reserves its absolute discretion and right to make or refrain from making modifications and alterations to this statement from time to time. Nevertheless, NBSPL is committed to providing independent and transparent recommendations to its clients, and would be happy to provide information in response to specific client queries.

Before making an investment decision on the basis of this research, the reader needs to consider, with or without the assistance of an adviser, whether the advice is appropriate in light of their particular investment needs, objectives and financial circumstances. There are risks involved in securities trading. The price of securities can and does fluctuate, and an individual security may even become valueless. International investors are reminded of the additional risks inherent in international investments, such as currency fluctuations and international stock market or economic conditions, which may adversely affect the value of the investment. Opinions expressed are subject to change without any notice. Neither the company nor the director or the employees of NBSPL accept any liability whatsoever for any direct, indirect, consequential or other loss arising from any use of this research and/or further communication in relation to this research. Here it may be noted that neither NBSPL, nor its directors, employees, agents or representatives shall be liable for any damages whether direct or indirect, incidental, special or consequential including lost revenue or lost profit that may arise from or in connection with the use of the information contained in this report.

Copyright of this document vests exclusively with NBSPL.

Our reports are also available on our website [www.nirmalbang.com](http://www.nirmalbang.com)